

Studies On Variant Types Of Aerobic Compost From The SW Generated In Coimbatore City, Tamilnadu, India

^[1]Mrs.C.Sriakilam,M.E,(Ph.D),^[2]Dr.M.K.Saseetharan,^[2]Dr.S.P.Jeyapriya

^[1]Assistant professor, Department of Civil Engineering,
Dr.NGP Institute of Technology, Coimbatore-40.

^[2]Professor, Department of Environmental Engineering,
Government college of Technology, Coimbatore – 13.

^[2]Head of the Department, Department of Civil Engineering ,
Anna university, Trichy.

Corresponding author: C.SRIAKILAM, Department of Civil Engineering,
Dr.NGPIT, kalapatty, Coimbatore-40, contact: +919344462347.

ABSTRACT

Waste is an unavoidable secondary product of human activities. Economic development, urbanization and improving living standards in cities, have led to an increase in the quantity and complexity of generated waste. The generated solid waste from coimbatore city was sorted in to organic waste and various types of Aerobic compost such as Rapid compost, Windrow compost, Pit method of compost and Vermi- compost were prepared by adding raw materials of different composition. Their physical and chemical characteristics, macro and micro nutrient content were evaluated in the field and laboratory. This paper highlights the comparative study between the various types of Aerobic composts prepared. pH, Electrical conductivity, Temperature, Total organic carbon(TOC), Total Nitrogen, Phosphorous, Potassium, C/N ratio were estimated and their impact on soil is elaborately discussed in the paper.

Keywords: Aerobic compost, Moisture content, pH, Electrical conductivity, Temperature, C/N Ratio, Total nitrogen, Total organic carbon, Phosphorous and Potassium

INTRODUCTION

Expeditious growth of population and industrialization degrades the urban

environment and places serious stress on natural resources, which undermines equitable and sustainable development. Inefficient management and disposal of solid waste is an obvious cause of degradation of the environment in most cities of the succeeding world. Municipal corporations of the developing countries are not able to hold the increasing quantities of waste, which results in uncollected waste on roads and in other public places. There is a need to work towards a sustainable waste management system, which requires environmental, institutional, financial, economic and social sustainability. This study explores alternative approaches to Municipal Solid Waste (MSW) management and estimates the cost of waste management in Coimbatore city, Tamilnadu, India. Aerobic composting was a substitute innovative method and it means that composting with air. The opposite of this is without air, is anaerobic composting. Organic matter is turned into compost by micro-organisms living in the composting material (Biomass). Giving these micro-organisms the correct environment means they can work rapidly and effectively. Due to environmental concerns, composting has become an increasingly popular method for handling organic waste, manure and other organic materials as it is an inexpensive, simple and environmentally friendly process. The main decomposition and stabilisation process of the organic material within a compost pile is the biological reaction which is a heat-generation and dehydrating-environment process (Erykson.O, 2003; Haug, 1993). When the temperature rises, another important heat-generation process is the chemical or oxidation reaction which may be modelled by a single Arrhenius reaction (Bari, Q.H. & Koenig, A. 2006).

- Aerobic compost under the correct conditions creates a lot of heat; this can kill all sorts of seeds and pathogens.
- Efficient aerobic compost does not emit foul ammonia like smell. (Text book on agricultural Biotechnology)

Aerobic compost reduces the biomass to usable compost quicker than its anaerobic counterpart in nature; the aerobic process is most common in areas such as the forest floor, where droppings from trees and animals are converted into relatively stable organic matter. This decomposition doesn't smell when adequate oxygen is present. We can try to imitate these natural systems when we plan and maintain our landscapes. As we learn more about the biology and chemistry of composting, we can actually hasten the decomposition process. When carbon is oxidized to CO₂, a great deal of energy is released as heat. For example, if a gram of glucose molecules is dissimilated under aerobic conditions, 484 to 674 kilogram calories (kcal) of heat may be released (Ayalon. O et al, 2010). If organic material is in a large enough pile or arranged to provide some insulation, temperatures during decomposition may rise to over 170° F. At temperatures above 160° F, however, the bacterial activity decreases (Ref: The Rodale book of composting).

There are varieties of bacteria that work in the compost pile. Each type needs specific conditions and the right kind of organic material. Some bacteria can even decompose organic material at temperatures below freezing. These are called psychrophilic bacteria, and although they work best at around 55°, they continue to work down to 0° F. As they work, they give off small amounts of heat. If conditions

are right, this heat will be enough to set the stage for the next group of bacteria, the "Mesophylic," or middle range temperature bacteria. Mesophylic bacteria thrive from 70° to 90° F, but just survive at temperatures above and below (40° to 70° F, and 90° to 110° F). In many backyard piles, these mid range bacteria do most of the work. However, if conditions are right, they produce enough heat to activate the "Thermophilic," or heat loving bacteria. Thermophilic bacteria work fast. Their optimum temperature range is from 104° to 160° F. High temperatures destroy pathogenic bacteria and protozoa (microscopic one celled animals), and weed seeds, which are detrimental to health and agriculture when the final compost is used on the land. Aerobic oxidation does not stink. If odors are present, either the process is not entirely aerobic or there are materials present, arising from other sources than the oxidation, which have an odor. Aerobic decomposition or composting can be accomplished in pits, bins, stacks, or piles, if adequate oxygen is provided. To maintain aerobic conditions, it is necessary to add oxygen by turning the pile occasionally or by some other method.(Ref: Text book of Biotechnology)

MATERIALS AND METHODS

Since anaerobic composting is a leisurely process and due to outrush of noxious gases, Aerobic composting methods like windrow composting, Rapid composting, Pit method of composting and Vermi composting were taken for investigation and compost were prepared . (Handbook on Onfarm Composting Methods)

WINDROW METHOD

Windrow composting consists of placing the mixture of raw materials in long narrow piles which are turned on regular basis. The turning operation mixes the composting materials and enhances passive aeration. The windrow size is 1.5m height 1.5m width and 3.5m length. To enhance the rate of decomposition, turnings are given daily to the raw materials in the pile at the starting time and is considerably reduced as the time prolongs and height of the windrow reduces to 0.75m. Moisture content is uniformly maintained between 40% to 50%.

RAPID COMPOSTING METHOD

While traditional composting procedures take as long as 4-8 months to produce finished compost, rapid composting methods afford possibilities for turning down the processing period up to three weeks. Here a temporary shed is constructed over the elevated pit to protect the compost from heavy rainfall .The pit dimension is 1m height, 1.5m wide and 3m length. The ratio of waste to effective micro organisms is 100MSW:1EM. The material brought from the pre-processing unit of about 500kg is spread evenly in the pit in layers of 15cm. on each layer about 0.25kg of effective micro organisms was spread. Sufficient quantity of water is sprinkled over the material in the pit to wet it. The pit is filled in this way, layer by layer. The material

was turned four times during the month through out the process. At each turning the material was assorted thoroughly, moistened with water.

Preparation of effective micro organism:

The following micro organisms were cultured in the laboratory in liquid form and is mixed with lignite in the ratio 1:4 to obtain powder form.i) bacillus specious,ii) Bacillus megatireium iii) pseudomonas straita iv) Trichoderma viridi v) phosphate solubilizing bacteria are cultured and used.

VERMICOMPOSTING

Vermi stands for process facilitated by worms. Earth worms eat soil and various kinds of organic matter which undergo complex bio chemical changes in the intestine which are then excreted in the form of granular castes of earthy smell. Earth worms excreted together with their cocoons and undigested food are called vermi castings. Species best suited for the generation of manure by this method are Eudrilus euginae and Eisenia fetida. The earth worms culturing has done in elevated pits of 1.5m wide, 1m height and 4m length which can accommodate around 2000 worms and 4 tons of Municipal Solid Waste (MSW). Culturing of earth worms has done in moist places with shelter to avoid direct sunlight. To ensure protection from predators, pits should be lined and covered with mesh. Sand dust, coconut shell, broken bricks was used as a base. Cow dung was an ideal feed for worms.

The worms that feed actively assimilate only 5%-10% and the rest is excreted as loose granular mounds of vermicastings on the surface, generally away from the food source. These have to be brushed aside and collected in to separate trays. The collected castings have to be left overnight in conical heaps for the worms to move at the bottom. The top of the cones which are free from worms are collected and lightly air dried. The dried vermicastings are sieved through a 3mm mesh to separate cocoons and young ones from the vermincastings. The dried castings are ready for use as manure. The ratio is 1000kg of MSW: 5kg of earth worms. The material brought from the pre processing unit of 1000kg is spread evenly in the pit in layer of 25cm. on each layer about 1kg of earth worm was fed. Sufficient quantity of water is sprinkled over the material in the pit to wet it. The pit is filled in this way layer by layer.

PIT METHOD OF COMPOSTING

The pit was dug below the ground level in summer season to study the impact on soil due to composting. The site selected for the compost pit is near to the cattle shed and a water source. A temporary shed is constructed over it to protect the compost from heavy rainfall. The pit dimensions is 1m deep,1.5m wide and 1.5m length.(www.compost.com). The ratio is 2.5 MSW: 2 cowdung :1sawdust (IJEWM Ajay K.Kalamdhad etal, vol.2 No 1/2 2008).the material brought from pre-processing unit of 10 kg of solid waste is spread evenly in the pit in layers of 10-15cm. on each layer slurry made with 8kg cow dung, 4kg of saw dust and 0.25 kg of inoculum taken from a 15 day old composting pit was spread. Sufficient quantity of water is sprinkled

over the material in the pit to wet it. The pit is filled in this way layer by layer.

RESULTS AND DISCUSSIONS

Findings of this process will be given in **Table 1** and discussions will be made under the following headings:

- (i) Moisture content
- (ii) pH
- (iii) Electrical conductivity
- (iv) Temperature
- (v) C/N ratio

Moisture content for all the four types of compost was uniformly maintained between 40%-50% during the Experimental phase. pH, Electrical conductivity and Temperature are analysed daily. Total organic carbon, Total nitrogen, Phosphorous and Potassium are analysed in the laboratory. pH, Electrical conductivity, Temperature and Moisture content are determined for the final compost Table 1 shows the value of all the parameters for the four types of prepared compost. pH, Electrical conductivity and Temperature varies significantly with respect to the number of days for decomposition. Total organic carbon, Organic Nitrogen, Phosphorous and Potassium were also estimated in the laboratory.

Table 1: Physical and Chemical parameters of various types of compost.

Parameters	Windrow compost	Rapid compost	Vermi compost	Pit method of compost
Moisture content	20%	23%	24%	21%
Colour	Black	Black	Black	Black
Odour	No foul odour	No foul odour	No foul odour	No foul odour
pH	7.5	7.4	7.2	7.4
EC	4.596 mhos/cm	3.5 mhos/cm	3.87 mhos/cm	3.24 mhos/cm
Particle size	passing thru 4mm sieve	passing thru 4mm sieve	passing thru 4mm sieve	passing thru 4mm sieve
Retention time	60 days	28 days	40 days	36 days
Organic carbon	0.3%	0.18%	22%	0.38%
Total nitrogen	0.005%	0.006%	0.7%	0.001%
Total phosphorous	0.07%	0.01%	0.8%	0.12%
Total potassium	0.4%	0.18%	0.7%	0.2%
C/N ratio	60	30	31	38

MOISTURE CONTENT

Moisture content for all the four types of compost was uniformly maintained between 40%-50% during the Experimental phase. Moisture content is one of the most important factors for biological reaction within a compost pile. J.luag wilai et al, (2011), Haug (1993), Lin et al. (2008), Kuwahara et al (2009) and K. Nakasaki et al (2004) suggested that the optimal moisture content for biological activity is between approximately 40 and 60 percent of the compost's weight. J.Luag wilai et al, (2011) also mentioned that the critical moisture content range for supporting spontaneous combustion is around 20 to 45 percent; above this range there is moisture sufficient for the evaporation process to cool the temperature and below it there is insufficient moisture to sustain the biological reaction. Normally, the composting process operates with a moisture content range of between 40 and 70 percent (Haug, 1993). **Figure.1** represents the variation of moisture content for all the types of compost.

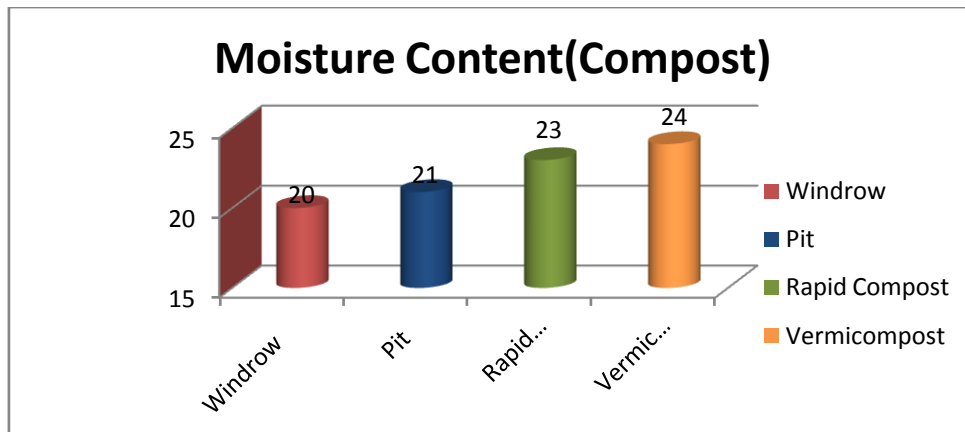


Fig. 1: Variation of Moisture Content on compost

pH

Figure. 2 represents the variation of pH for the all the compost with respect to retention time. In successful composting, the initial phase is followed by high-rate composting at pH values above neutral. A combination of temperature above 40 °C and pH below 6 severely inhibits the composting process. The pH value changes during composting, due to changes in the chemical composition. In general, the pH falls below neutral in the beginning due to the formation of organic acids and later raises above the neutral because acids are consumed and because ammonium is produced (Beck-Friis, B.G. 2007).

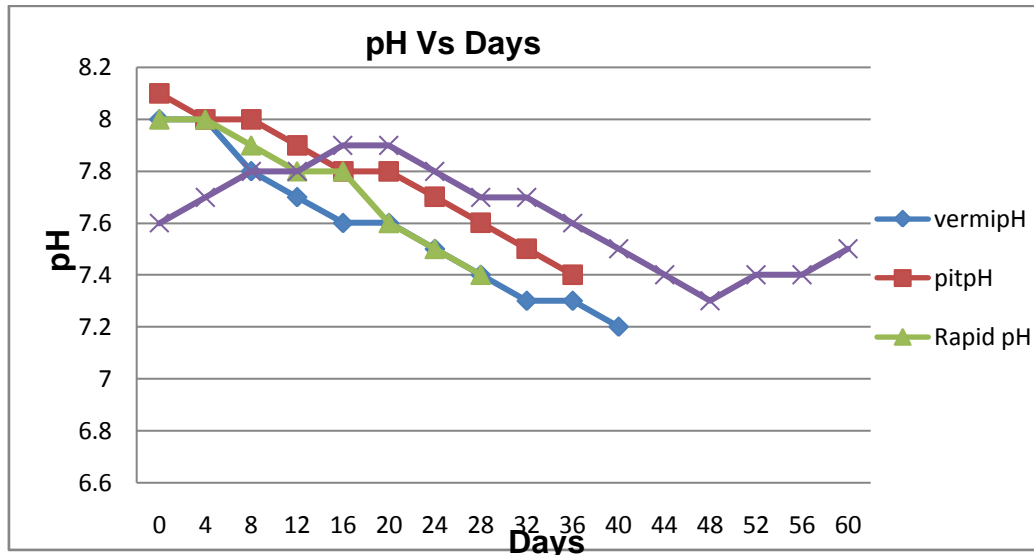


Fig:2 variation of pH on compost

ELECTRICAL CONDUCTIVITY

Figure.3 represents the variation of Electrical conductivity for all the compost with respect to the retention time. Electrical conductivity is used to measure the amount of nutrients in the compost that are in the form of salts. Electrical conductivity is a measure of the salt concentration in the soil solution. Electrical conductivity has been shown to increase with increased manure/compost application rates (Chang et al., 1991, Eghball, 2002). Kalamdhad A.S. and A.A.Kazmi, 2008 reviewed the effects of municipal solid waste compost on soil properties and concluded that while municipal solid waste compost could induce salinity damage, the effects were likely to be much less than from sewage sludge applied at the same loading rate. (Ekinci. K, et al, 2004) reported municipal compost causing salinity problems that could threaten the production of sensitive horticultural crops. Compost is mixed with a set amount of water and an electrical conductivity meter measures how much electricity moves through the water. Electricity moves better through solutions high in salts, so the higher the EC reading the saltier the product. Since nutrients occur in compost as salts, high EC may also indicate high levels of nutrient content. Electrical conductivity seems to be raised during the middle of the maturity period of the compost.

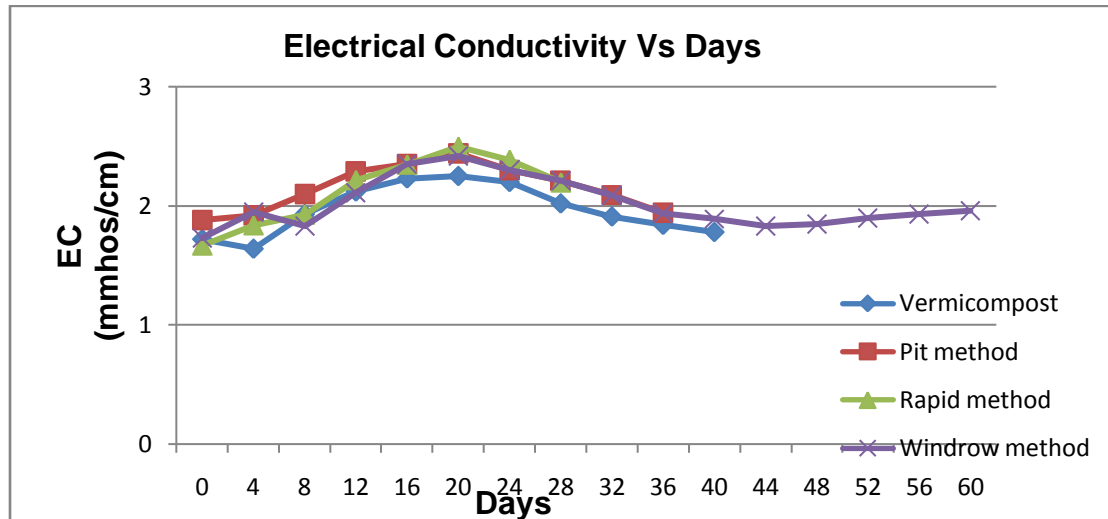


Fig.3 Variation of EC on composts

TEMPERATURE

Figure.4 represents the variation of temperature for all the type of compost. In aerobic composting proper temperature is important. Heat is released in this process. Since composting material has relatively good insulation properties, a composting mass large enough (3' x 3') will retain the heat of the exothermo-biological reaction and high temperatures will develop. High temperatures are essential for destruction of pathogenic organisms and undesirable weed seeds (Ekinici.K et al, 2004) When the temperature rises, another important heat-generation process is the chemical or oxidation reaction which may be modelled by a single Arrhenius reaction (J.A., Miller, F.C. & Finstein, M.S. 1989). Also, decomposition is more rapid in the thermophilic temperature range. The optimum temperature range is 135° -160° Fahrenheit. Since few thermophilic organisms actively carry on decomposition above 160° F, it is undesirable to have temperatures above this for extended periods. Eggs of parasites, cysts and flies have survived in compost stacks for days when the temperature in the interior of the stack is around 135° F (Zeman.C et al, 2002). Since a higher temperature can be readily maintained during a large part of the active composting period, all the material should be subjected to a temperature of at least 150° F for safety (Bach, P.D et al,2007). Sometimes compost operators avoid prolonged high temperatures because the nitrogen loss is greater at high temperatures because ammonia vaporizes, which takes place when the C:N ratio is low. But there are other ways of minimizing nitrogen loss than operating at a lower temperature. The advantages of destroying pathogenic organisms and weed seeds, controlling flies, and providing better decomposition outweigh any small nitrogen loss due to high temperatures. A drop in temperature in the compost pile before material is stabilized can mean that the pile is becoming anaerobic and should be aerated. High temperatures do not persist when the pile becomes anaerobic. The temperature curve for different parts of the pile varies somewhat with the size of the pile, the ambient

(surrounding) temperature, the moisture content, the degree of aeration, and the character of the composting material. To maintain high temperatures during decomposition, compost must be aerobic. The size of the compost pile or windrow may be increased to provide higher temperatures in cold weather or decreased to keep the temperatures from becoming too high in warm weather.(Smårs. S, 2002) Experience shows that turning to release the heat of compost piles, which have become so hot (170°-180° F.) that bacterial activity is inhibited, is not very effective. When the material is actively decomposing, the temperature, which falls slightly during turning, will return to the previous level in two or three hours. Also, it is impossible to bring about any significant drop in temperature by watering the material without water logging the mass. (Abdel hadi maken et al, 2013)

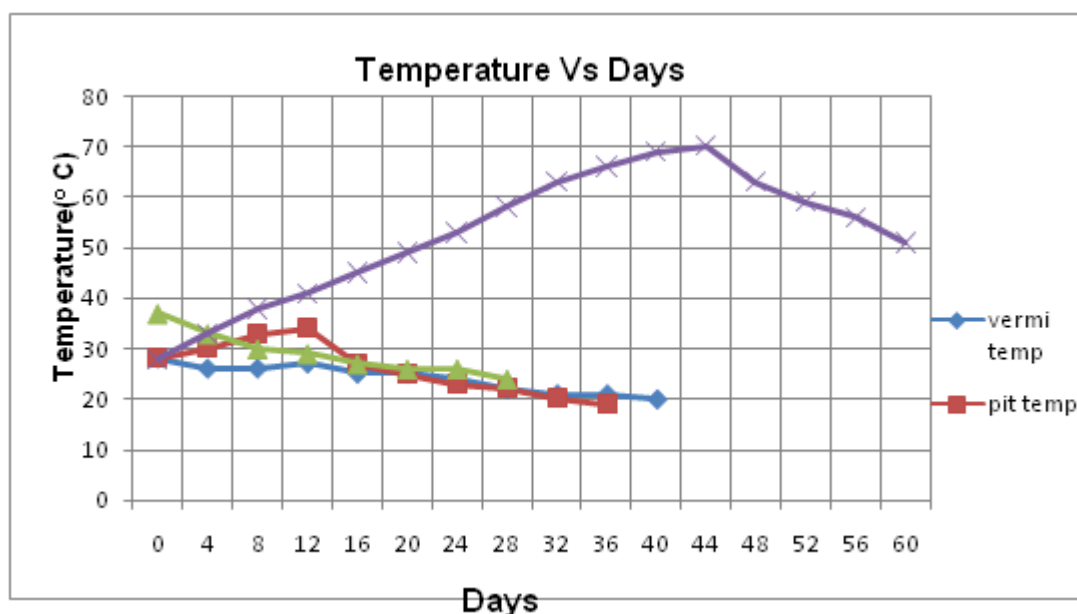


Fig.4.Variation of Temperature of composts

Wind row compost raises up to a temperature of 70°C and simultaneously decreases where, Other type of compost show only minor variation with respect to retention time. Variations in moisture content between 30% and 75% have little effect on the maximum temperature in the interior of the pile. The initial temperature rises a little more rapidly when the moisture content is 30% to 50% than when it is 70%. Studies show an important and significant correlation between the moisture content and the temperature distribution within the pile. When moisture content is high, temperatures near the surface will be higher, and the high temperature zone will extend nearer to the surface than when the moisture content is low.(J.LuagWilai et al, 2011)

C/N RATIO

Figure.5 indicates the C/N ratio for the compost prepared. C/N ratio seems to be higher for windrow compost and lower for vermin compost. The course of decomposition of organic matter is affected by the presence of carbon and nitrogen. The C:N ratio represents the relative proportion of the two elements. Actually, the ratio of available carbon to available nitrogen is the important relationship because there may be some carbon present so resistant to biological attack that its presence is not significant. Organisms that decompose organic matter use carbon as a source of energy and nitrogen for building cell structure (Barrington.S et al, 2002; Lin. Y.P et al, 2008). They need more carbon than nitrogen. If there is too much carbon, decomposition slows when the nitrogen is used up and some organisms die. Other organisms form new cell material using their stored nitrogen (Schulze, K.L. 1962). In the process more carbon is burned. Thus the amount of carbon is reduced while nitrogen is recycled. Decomposition takes longer, however, when the initial C:N ratio is much above 30 (Axelsson, L. 2008). In the soil, using organic matter with excess carbon can create problems. To complete the nitrogen cycle and continue decomposition, the microbial cells will draw any available soil nitrogen in the proper proportion to make use of available carbon. This is known as "robbing" the soil of nitrogen, and delays availability of nitrogen as a fertilizer for growing plants until some later season when it is no longer being used in the life-cycles of soil bacteria. organisms use about 30 parts carbon for each part of nitrogen, an initial C:N (available quantity) ratio of 30 promotes rapid composting and would provide some nitrogen in an immediately available form in the finished compost. Researchers report optimum values from 20 to 31. A majority of investigators believe that for C:N ratios above 30 there will be little loss of nitrogen. University of California studies on materials with a initial C:N ratio varying from 20 to 78 and nitrogen contents varying from 0.52% to 1.74% indicate that initial C:N ratio of 30 to 35 was optimum. These reported optimum C:N ratios may include some carbon which was not available. Composting time increases with the C:N ratio above 30 to 40. If unavailable carbon is small, the C:N ratio can be reduced by bacteria to as low a value as 10. Fourteen to 20 are common values depending upon the original material from which the humus was formed. These studies showed that composting a material with a higher C:N ratio would not be harmful to the soil, however, because the remaining carbon is so slowly available that nitrogen robbery would not be significant. The optimum ratio in soil organic matter is about 10 carbons to 1 nitrogen, or a C:N ratio of 10:1(Liang. C et al, 2003).

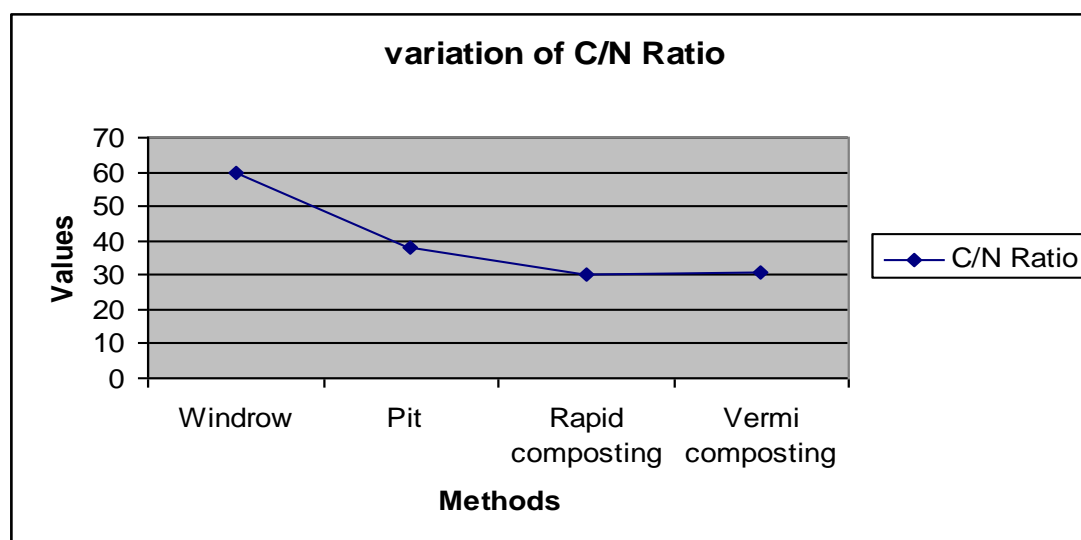


Fig 5. Effect of C/N ratio for all the compost

From the investigations given in **Table 1** it is clear that Total organic carbon, Total nitrogen, Total phosphorous and Potassium seems to be higher in vermicompost when compared to other types of aerobic compost.

CONCLUSION

Comparative study clearly proves that pH, Temperature and Electrical Conductivity varies significantly with respect to the retention time for decomposition. Wind row composting method takes more time for degradation and nutrient content are less hence it can be used for polluted land reclamation purpose. Rapid compost and Pit method of compost have nutrient content in the desirable amount but is comparatively less when compared to vermicomposting. C/N ratio also varies for all the compost and it is very less in vermi- compost and it is more suitable for using in the agricultural field. NPK values seems to be higher in vermi-compost when compare to other types of compost obtained.

REFERENCES

- [1] Erykson, O. 2003. "Environmental and economic assessment of Swedish municipal solid waste management in a systems perspective". Doctoral thesis, Royal Institute of Technology, Stockholm, Sweden.
- [2] Haug, R.T., 1993, 'The Practical Handbook of Compost Engineering', Lewis Publishers, USA.

- [3] Bari, Q.H. & Koenig, A. 2006. "Kinetic analysis of forced aeration composting – II Application of multi-layer analysis for the prediction of biological degradation". *Waste Management & Research* 18, 313-319.
- [4] Ayalon, O., Avnimelech, Y. & Shechter, M. 2010. "Alternative MSW treatment options to reduce global greenhouse gases emissions - the Israeli example". *Waste Management & Research* 18, 538-544.
- [5] Kalamdhad A.S. and A.A.Kazmi, 2008, Mixed Organic waste composting using rotary drum composter, *International journal of Environmental waste management* , Vol.2, PP.24-36
- [6] J.Luag wilai et al, 2011. Modelling the effect of moisture content in compost pile, conference paper
- [7] Kuwahara, F., Sano, Y., Nakayama, A., Nakasaki, K. & Fukazawa, T., 2009, 'Numerical modeling of a composting process with aeration', *Journal of Porous Media* , vol. 12(10), pp. 927–938
- [8] K. Nakasaki, H. Yaguchi, Y. Sasaki, H. Kubota 2004 "Effects of pH Control On Composting of Garbage" *Waste Management & Research* 11(2):117-125
- [9] Beck-Friis, B.G. 2007. "Emissions of ammonia, nitrous oxide and methane during composting of organic household waste". Doctoral thesis, *Agraria* 266, Swedish University of Agricultural Sciences, Uppsala, Sweden
- [10] Ekinci, K., Keener, H.M. & Akbolat, D. 2004. 'Effect of thermocouple location on the optimum composting rate'. *Biosystems Engineering* 89, 345-353.
- [11] Zeman, C., Depken, D. & Rich, M. 2002. 'Research on how the composting process impacts greenhouse gas emissions and global warming'. *Compost Science & Utilization* 10, 72-86.
- [12] Barrington, S., Choinière, D., Trigui, M. & Knight, W. 2005. Effect of carbon source on compost nitrogen and carbon losses. *Bioresource Technology* 83, 189-194.
- [13] Lin, Y.P., Huang, G.H., Lu, H.W. and He, L., 2008, 'Modelling of substrate degradation and oxygen consumption in waste composting processes', *Waste Management* , vol. 28, pp. 1375–1385.
- [14] J.A., Miller, F.C. & Finstein, M.S. 1989. "Physical modeling of the composting ecosystem" *Applied and Environmental Microbiology* 55, 1082-1092.
- [15] Smårs, S. 2002. Influence of different temperature and aeration regulation strategies on respiration in composting of organic household waste. Doctoral Thesis.
- [16] Abdelhadi maken et al, 2013 , 'Effect of initial moisture content on the in vessel composting under air pressure of organic fraction of municipal solid waste in morocco', *Iranian journal of environmental science and health*, PP.10-15.
- [17] Schulze, K.L. 1962. 'Continuous thermophilic composting'. *Applied Microbiology* 10, 108- 122.

- [18] Axelsson, L. 2008. Lactic acid bacteria: Classification and physiology. In: Salminen, S. & von Wright, A. (Eds). Lactic acid bacteria - microbiology and functional aspects. Marcel Dekker, New York, pp. 1-72.
- [19] Bach, P.D., Nakasaki, K., Shoda, M. & Kubota, H. 2007. Thermal balance in composting operations. *Journal of Fermentation Technology* 65, 199-209.
- [20] Liang, C., Das, K.C. & McClendon, R.W. 2003. Prediction of microbial activity during biosolids composting using artificial neural networks. *Transactions of the ASAE* 46, 1713-1719.

Books:

- [1] Dr.Ahindra Nag.,2009, Text book of Agricultural Biotechnology, PHI learning Private limited, New Delhi.
- [2] Deborah L.Martin and Grace Gershuny Rodale, 1992, The Rodale book of composting, Rodale Press
- [3] R.C.Dubey, 1993, Text book of Biotechnology, S Chand Publishing company, New Delhi
- [4] Hand book of on farm composting methods. (www.compost.com)

